

Lake Sumter

COMMUNITY COLLEGE

DISTANCE LEARNING PROGRAMS DEPARTMENT

How to Login to Blackboard

You must be using a supported web browser. Your user name is your X-ID and initial password is your six-digit birthday MMDDYY.

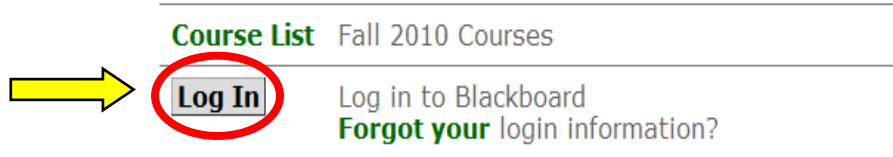
1. Open your web browser to <http://www.lsc.edu/dl> or click the Blackboard icon on the college home page.
2. Click on the black **Blackboard Login** Icon.



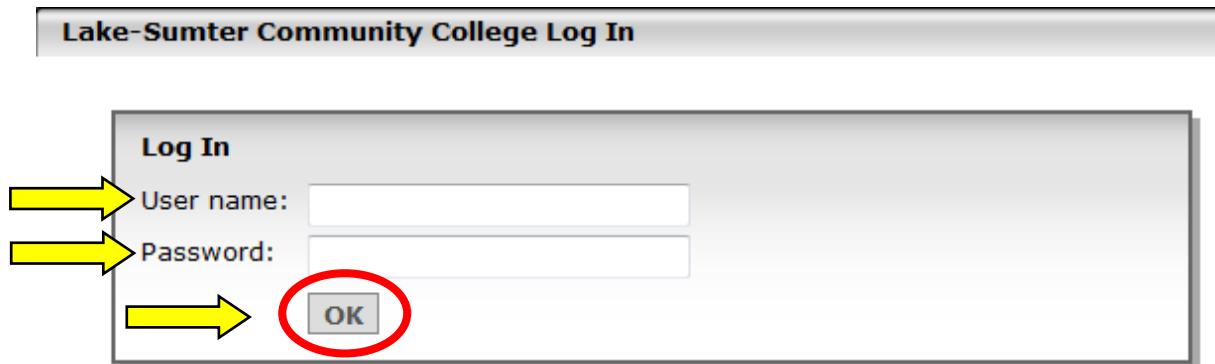
3. Click on the **Log In** button.

Lake-Sumter Community College Distance Learning

ATTENTION: Students will not have access to Blackboard courses until the first day of class

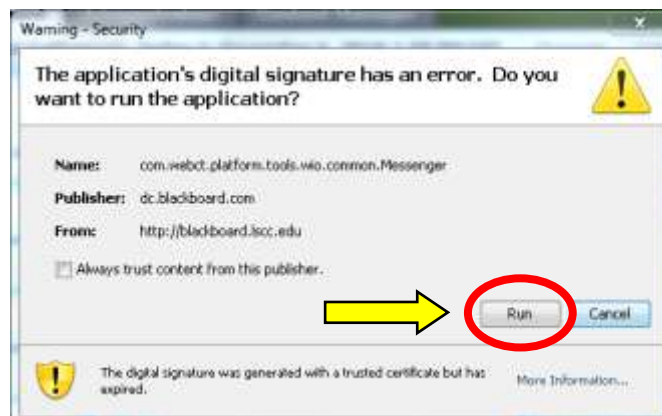


4. Type your **User Name** and **Password** into the indicated fields. Click **OK**.



To view a list of available courses or to create an account, visit the [Entry Page](#). [Forgot your password?](#) Receive your user name and a new password via e-mail.

5. After logging in, Blackboard may prompt you to accept JAVA security certificates. You must accept these certificates to use Blackboard by selecting **RUN**.



6.